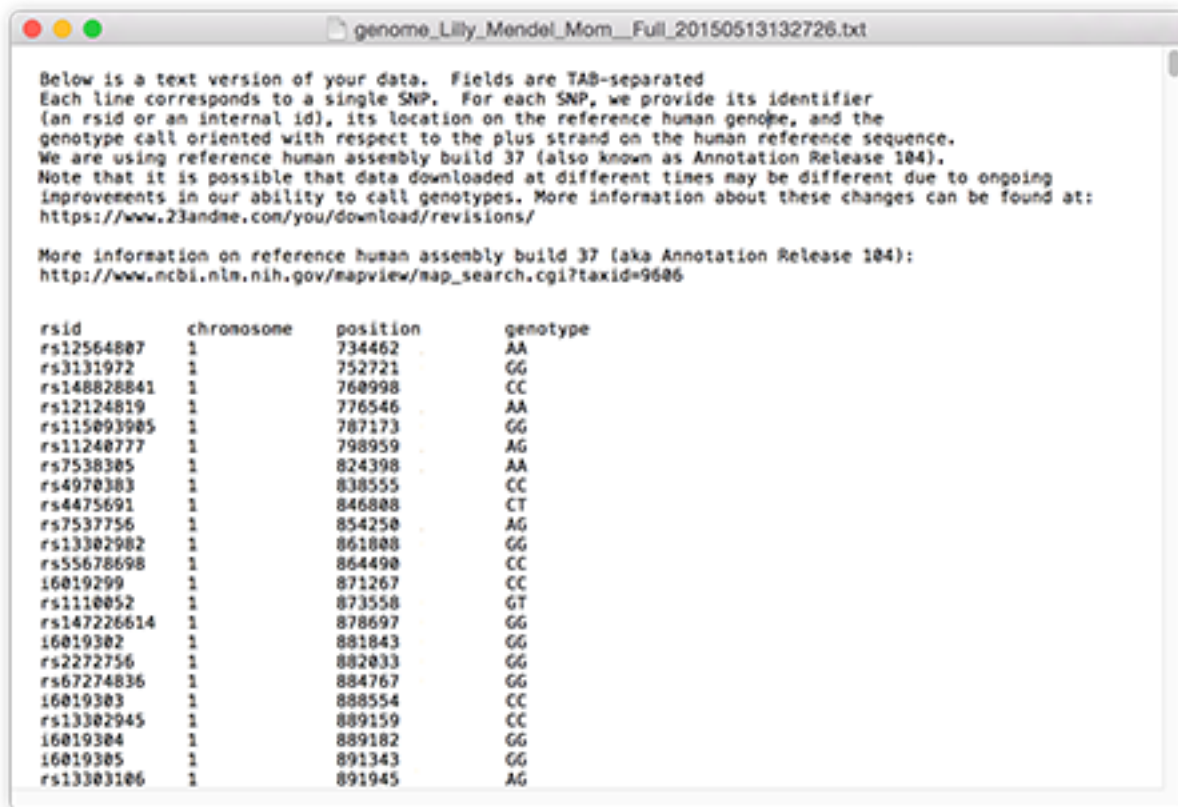


What does the raw data look like?

The initial data is a file of 10-30 Mb in size, providing information about gene variations.

This is what the source data file from 23andMe looks like:



```
genome_Lilly_Mendel_Mom_Full_20150513132726.txt

Below is a text version of your data. Fields are TAB-separated
Each line corresponds to a single SNP. For each SNP, we provide its identifier
(an rsid or an internal id), its location on the reference human genome, and the
genotype call oriented with respect to the plus strand on the human reference sequence.
We are using reference human assembly build 37 (also known as Annotation Release 104).
Note that it is possible that data downloaded at different times may be different due to ongoing
improvements in our ability to call genotypes. More information about these changes can be found at:
https://www.23andme.com/you/download/revisions/

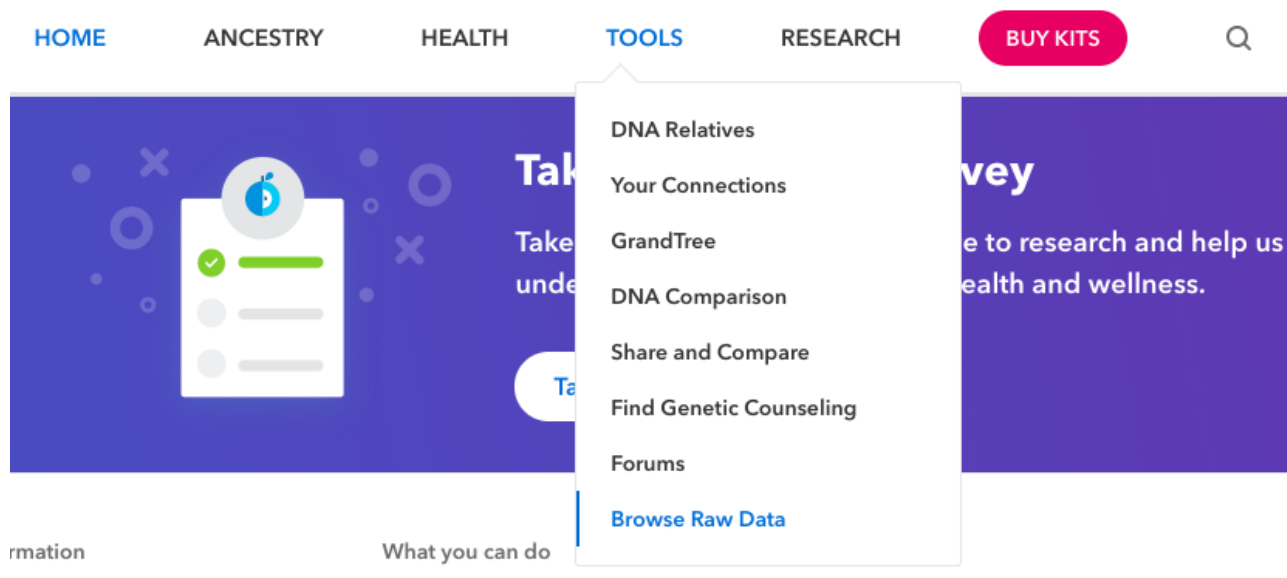
More information on reference human assembly build 37 (aka Annotation Release 104):
http://www.ncbi.nlm.nih.gov/mapview/map\_search.cgi?taxid=9606

rsid      chromosome  position  genotype
rs12564807 1          734462    AA
rs3131972  1          752721    GG
rs148828841 1          760998    CC
rs12124819  1          776546    AA
rs115093905 1          787173    GG
rs11240777  1          798959    AG
rs7538305  1          824398    AA
rs4970303  1          838555    CC
rs4475691  1          846808    CT
rs7537756  1          854250    AG
rs13302982 1          861808    GG
rs55678698 1          864490    CC
16019299  1          871267    CC
rs1110052  1          873558    GT
rs147226614 1          878697    GG
16019302  1          881843    GG
rs2272756  1          882033    GG
rs67274836 1          884767    GG
16019303  1          888554    CC
rs13302945 1          889159    CC
16019304  1          889182    GG
16019305  1          891343    GG
rs13303106 1          891945    AG
```

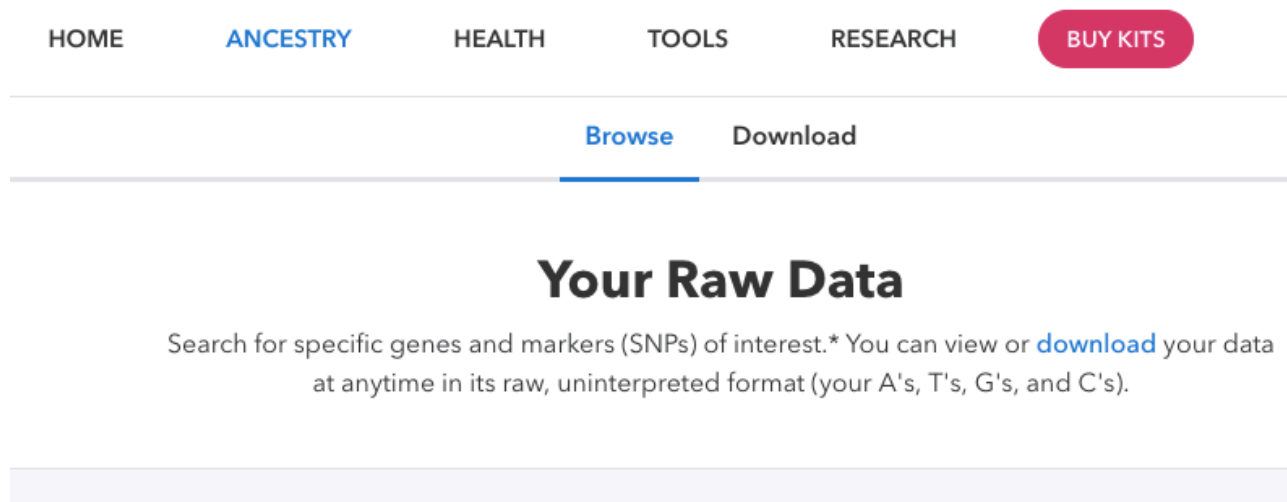
How to download the 23andMe raw data:

Log in to your account.

In the top menu, press the TOOLS button, then select Browse Raw Data in the menu that opens.



In the window that opens, click Download or go to the tab.



Scroll to the bottom of the page until you see this block:



Request your raw data download

Click the link below to submit a request to download your raw data file. When it is ready, we'll send you a message to the email address linked to your account. You can also check this page for the status of your request.

[Submit request](#)

Click [Submit request](#) to submit a download request for your data. About an hour later, the file with your initial data will be delivered to you via the mailbox tied to your account.